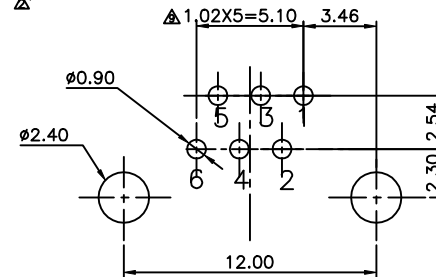
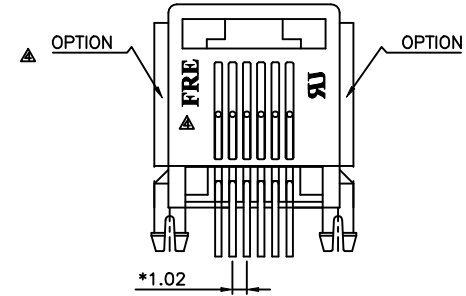
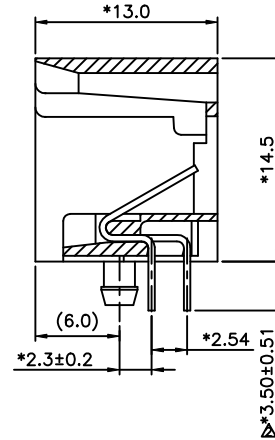
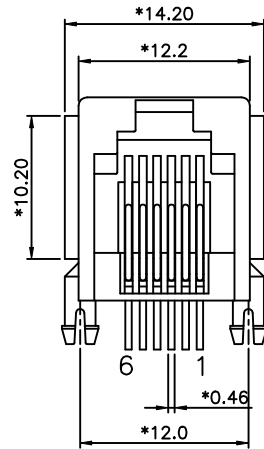
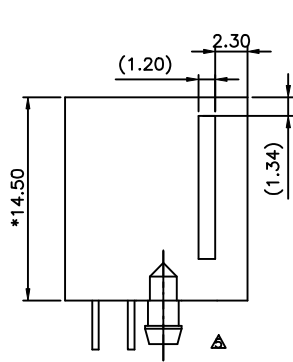


		REVISION RECORD			
REV	ECO	DESCRIPTION	DRFT	CHKD	
△		MODIFY DRAWING			
△		ADD NEW P/N			
△		ADD NEW P/N			
△		ADD NEW P/N			
△		DELETE ROHS P/N			
△		MODIFY PART NO			
△		MODIFY DRAWING			
△		MODIFY DRAWING			



△ PC Board Layout Component Side Shown

NOTES:

ELECTRICAL:

- VOLTAGE RATING : 125 VAC RMS.
- CURRENT RATING : 1.5 AMP.
- CONTACT RESISTANCE : 30 MILLIOHMS MAX.
- INSULATION RESISTANCE: 1000MEGOHMS MIN @ 500 VDC.
- DIELECTRIC STRENGTH : 1000 VAC RMS 60Hz, 1MIN.

MECHANICAL:

- HOUSING MATERIAL : GLASS FILLED POLYESTER UL94V-0.
- CONTACT MATERIAL : PHOSPHOR BRONZE ϕ 0.46mm.
- PLATING : GOLD PLATING OVER NICKEL.
- OPERATING LIFE : 750 CYCLES MIN.
- PCB RETENTION PRE-SOLDER : 1 LB MIN.
- PCB RETENTION POST-SOLDER: 10 LBS MIN.

ENVIRONMENTAL:

- STORAGE : -40°C TO +85°C.
- OPERATION: 0°C TO 70°C.

MATES WITH MODULAR PLUG CONFORMING TO FCC PART 68, SUBPART F.

CUL FILE NO. E163191

PART NUMBER: E556X-60LXXX

NO.OF CONTACT	1- 3u"	2- 6u"	F-Gold Flash
2-2C	3-15u"	4-30u"	
4-4C	5-50u"	6-Pd 20u"	
6-6C			

- 0- A06-0100 BK
- 1- A06-0110 GY
- 2-A06-0160 IV
- △F-A06-0520 OYSTER YELLOW
- △G- A06-0650 GY-WT
- P-A06-1040 GY
- R-A06-1320 GY
- △4- BK-FR50(A05-0040)
- △K- GY-FR50(A05-0220)
- △L- LIGHT BLUE-FR50(A05-0230)
- 1-W/ PANEL STOP SPLIT POST W/O FRE LOGO
- L-W/ PANEL STOP SPLIT POST W/ FRE LOGO
- 2-W/O PANEL STOP SPLIT POST W/O FRE LOGO
- △W-W/O PANEL STOP SPLIT POST W/ FRE LOGO

← MM (INCH) →		DFTO BOTON	DATE 8/27/99
TOLERANCES EXCEPT AS NOTED		CHKDQIANFU	DATE2005/4/2
		MFO	DATE
		APPVLLUSHENG	DATE2005/4/4
MM		MATERIAL :	
.0	±0.20	QT'Y :	
.00	±0.15	FINISH :	
.000	±0.075	SCALE : 3:1	
ANGLES ±		DO NOT SCALE DRAWING	
THIRD ANGLE PROJECTION		SHEET X OF Y	

FULL RISE ELECTRONIC CO., LTD			
TITLE MINI L/P PCB JACK 6P			
DRAWING NO. GE553013		SIZE	REV
/PART NO. SEE NOTE		A3	10